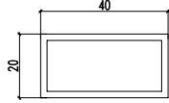
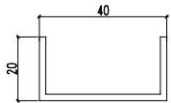
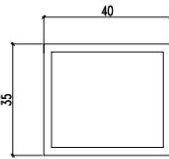
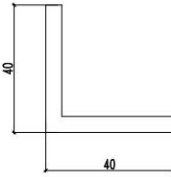





No.	Drawing	Thickness MM	Weight KG/M	No.	Drawing	Thickness MM	Weight KG/M
FG40X20		2.0	0.609	U40X20		2.0	0.413
FG40X35		2.5	0.952	40X40JM		5.0	1.02
20X20JM		2.0	0.207				